




Dichroic Beamsplitters

Low-loss Dichroic Beamsplitters for the UV to NIR Range

Materion Balzers Optics dichroic beamsplitters separate the incoming light in a highly reflected and transmitted part. The transition zone can be reduced to approx. 3% of the transition wavelength for random polarized light. The all-dielectric interference filters are deposited by plasma-assisted processes and show extreme environmental stability. Filter dimension, spectral characteristic and angle of incidence can be customized.



Benefits

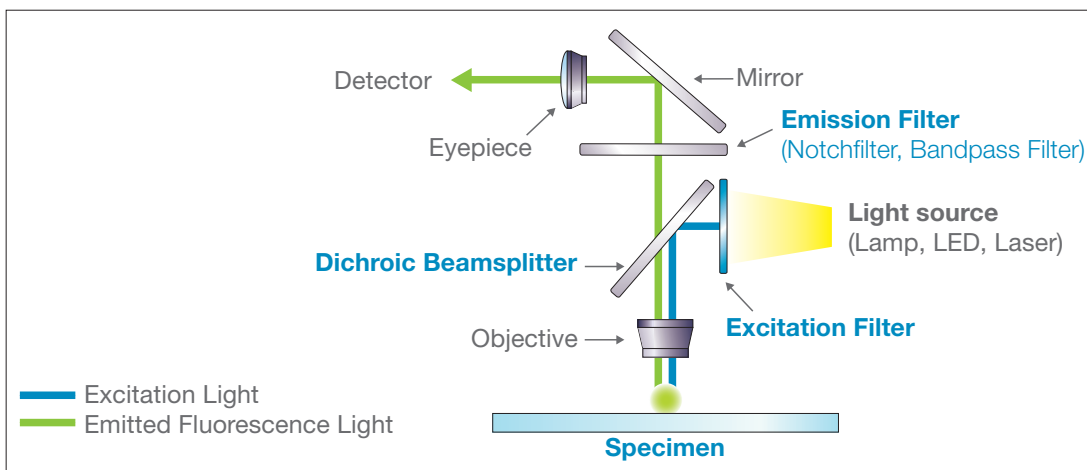
- Sharp separation between reflected and transmitted wavelength range
- > 90 % transmittance / reflectance
- Long-term shift-free spectral performance
- High environmental stability
- Wide flexibility in filter size

Applications

- Fluorescence detection
- Coupling of light sources
- Raman spectroscopy
- Ophthalmologic surgery

Technical Data

Wavelength range	300 – 2000 nm
Reflectance	> 90 – 95 %
Transmittance	> 90 – 95 %, depending on requirements
Angle of incidence	Standard 45°, different AOI on request
Substrate material	Fused silica, BK7 or float glass
Dimensions	Standard size Ø 25 x 3 mm or 36 x 26 x 2 mm, other dimensions on request
Parallelism	< 3 arcmin
Surface defects	5 / 3 x 0.1
Environmental stability	Temperature -40 °C ... +150 °C Humidity up to 99 %



Optics Balzers Jena GmbH
Otto-Eppenstein-Strasse 2
07745 Jena

Deutschland
T +49 3641 3529 30
F +49 3641 3529 35
info.mbo@materion.com
www.materionbalzersoptics.com

Beamsplitters for VIS Range, AOI 45°

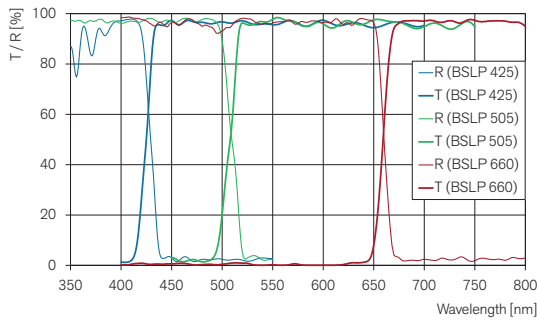


Fig. 1: Measured spectral transmittance and reflectance of unpolarized light at AOI = 45° for VIS range beamsplitters.

Beamsplitters for NIR Range, AOI 45°

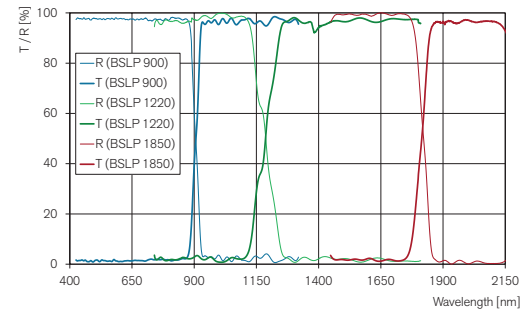


Fig. 2: Measured spectral transmittance and reflectance of unpolarized light at AOI = 45° for NIR range beamsplitters.

Beamsplitters for UV Range, AOI 45°

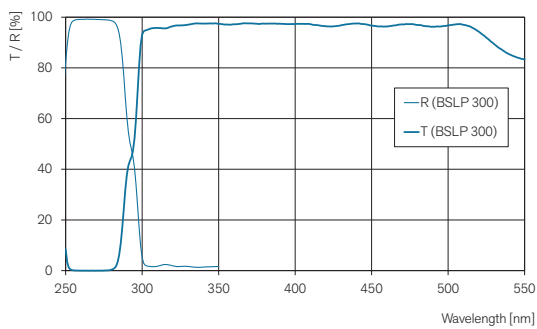


Fig. 3: Measured spectral transmittance and reflectance of unpolarized light at AOI = 45° for UV beamsplitter.

Steep Edge Beamsplitters, AOI 45°

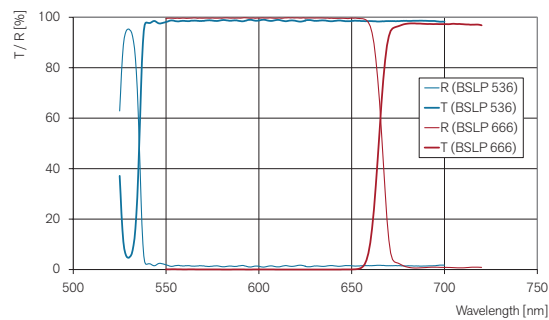


Fig. 4: Measured spectral transmittance and reflectance of unpolarized light at AOI = 45° for steep edge beamsplitters.